

TM-LI-officePRO

Photo



TM-LI-OFFICEPRO-600-I4
TM-LI-OFFICEPRO-600-F2
TM-LI-OFFICEPRO-1200-I4
TM-LI-OFFICEPRO-1200-F4



Features

<ul style="list-style-type: none"> • Modified sine output wave • Mains phase autotrack 	<ul style="list-style-type: none"> • Internal AGM batteries • LCD display
<ul style="list-style-type: none"> • Topology Line-interactive (fast), VI (voltage independent) 	<ul style="list-style-type: none"> • Autodiagnostic during switch on • Cold start
<ul style="list-style-type: none"> • Tower plastic case 	<ul style="list-style-type: none"> • Output PF – 0,6
<ul style="list-style-type: none"> • Automatic charging in OFF mode, 	<ul style="list-style-type: none"> • Deep discharge protection • Microprocessor-based digital control
<ul style="list-style-type: none"> • Autorestart after mains restored • USB port 	<ul style="list-style-type: none"> • Wide input voltage range • Auto-sensing frequency
<ul style="list-style-type: none"> • Short-circuit protection 	<ul style="list-style-type: none"> • Boost and BUCK AVR type

Typical application

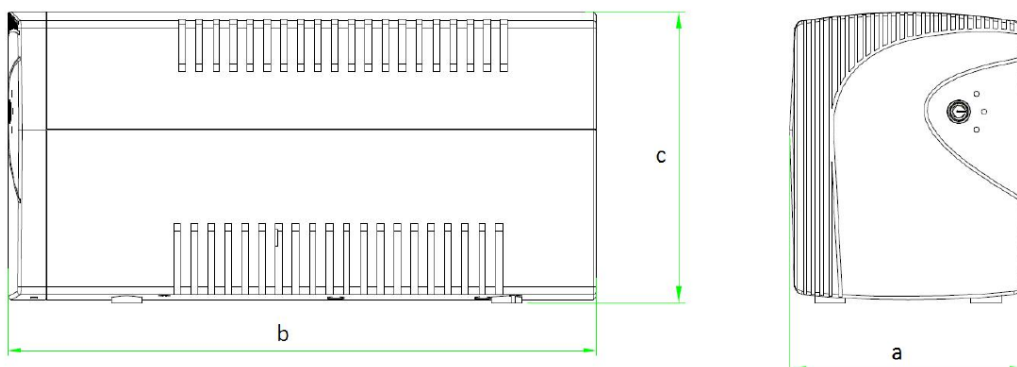
		
Telecommunication systems	Security systems	Office devices

Technical parameters

MODEL	TM-LI-officePRO- 600-F2	TM-LI-officePRO- 600-I4	TM-LI-officePRO- 1200-F4	TM-LI-officePRO- 1200-I4
Output power (reactive/active)	600VA/360W		1200VA/720W	
INPUT				
Input voltage:	Rated: 230VAC 50Hz Range: 230V: 162Vac – 295Vac			
Frequency:	Rated: 50/60Hz Autoselection			
Power factor	PF >0,6			
Wire:	Integrated unischuko			
OUTPUT				
Output voltage:	Mains mode: 230Vac +/- 5%, Battery mode: 230Vac +/- 5%,			
Frequency:	50/60Hz ± 1% (auto-selection)			
Output wave:	Mains mode: pure sine Battery mode: modified sine			
Transfer time:	line -> battery: <typ 2-7ms (max. 10ms)			
Sockets:	Schuko 2pcs	IEC C13 4pcs	Schuko 4pcs	IEC C13 4pcs
Efficiency:	Max 75%			
Power factor:	0,6			
Crest factor:	3:1			
Load type:	Resistance, inductive, rectifier			
Surge rating	320J			
BATTERY				
Type:	Lead acid np. VRLA AGM 12V			
Charging current:	1A			
Battery montage:	Internal			
Q-ty:	1 x 7Ah/12V		2 x 7Ah12V	
Bank rated voltage:	12Vdc		24Vdc	
Charging time:	5-8h			
BACKUP TIME				
100% load	2min			
75% load	5min			
50% load	8min			
25% load	10min			
External bat:	none			

MODEL	TM-LI-officePRO-600	TM-LI-officePRO-1200
Output power (reactive/active)	600VA/360W	1200VA/720W
PACKING		
Weight netto/brutto (kg)	4,2kg / 4,6kg	9,4 kg / 9,9kg
Dimensions w/d/h (mm) a/b/c	90 / 305 / 165 mm	115 / 320 / 220 mm
Box w/d/h (mm)	133 / 349 x 232 mm	161 / 369 / 290 mm
PROTECTIONS		
Full protections	Overload, short-circuit, overvoltage, temperature, deep discharge, overcharging	
Sockets	RJ11 modem/tel	
ENVIRONMENT		
Working temp.	+0...40 °C	
Humidity	20~90% RH @ 0~40°C (non-condensate)	
Noise	< 45dB (1m)	
COMMUNICATION		
Port USB	UPSmart (Windows 98/2000/2003/XP/Vista/2008 Windows 7/8/10)	
Slot	none	
REGULATIONS		
Working mode:	VI	
LVD:	EN62040-1:2008 + A1:2013	
EMC:	EN62040-2:2016 EN61000-3-2:2014 EN61000-3-3:2013	





Dimensions:



Rear panel:

	TM-LI-officePRO-600-F2	TM-LI-officePRO-1200-F4
Rear panel		
	TM-LI-officePRO-600-I4	TM-LI-officePRO-1200-I4
Rear panel		

1.	Output socket		4.	Input Wire
2.	Tel socket RJ11		5.	Electronic fuse
3.	Port USB			

MODEL	EAN	MODEL	EAN
TM-LI-officePRO-600-F2	 5 902135 135754	TM-LI-officePRO-600-I4	 5 902135 157626
TM-LI-officePRO-1200-F4	 5 902135 135761	TM-LI-officePRO-1200-I4	 5 902135 157633